



TREACE®

A Step Ahead.™

Sterile-Packed Instruments











GreatRelease™

Rapid MTP Release Instrument

Single-use instrument designed to rapidly provide a complete joint release for 1st MTP fusions.

- **Triple-edge tome**
  for quick and controlled soft-tissue release of the 1st MTP
- **Anatomic contour**
  allows access to challenging anatomy
- **Precision-sharp**
  single-use for a precision cutting edge every case

SpeedRelease™

Guided Release Instrument

Single-use instrument designed for quick and controlled release of the sesamoidal suspensory ligament and other soft tissues.

- **Guided tip**
  to direct insertion within the lateral joint capsule
- **Cutting edge**
  for quick and controlled release of the contracted soft tissue
- **Sterile-packed**
  single-use for a precision cutting edge every case

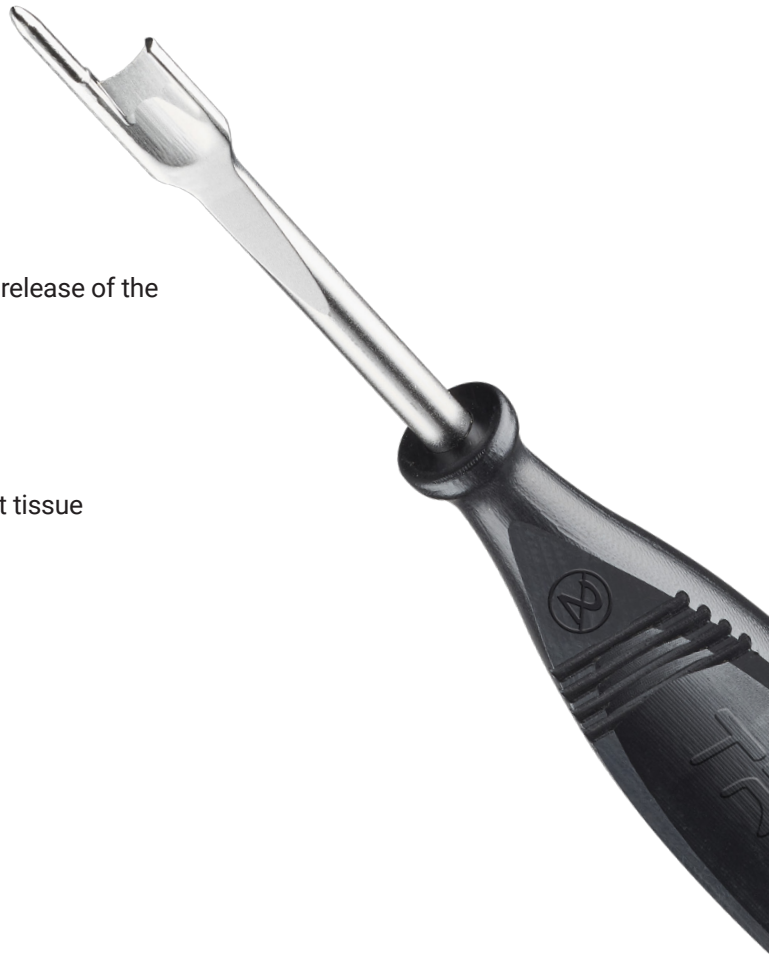

Ordering Information

SN20 SpeedRelease™ Guided Release Instrument

SN29 GreatRelease™ MTP Release Instrument

1st MTP Lateral Release with the SpeedRelease™ Instrument

Key Surgical Steps

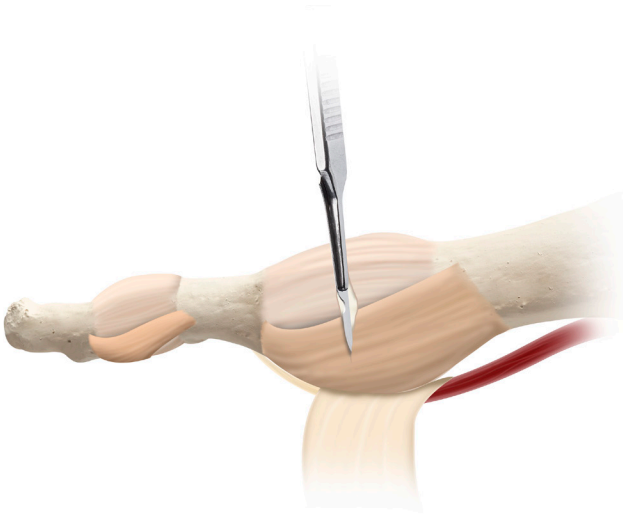

1. Lateral Capsule Incision

Make a small vertical incision in the lateral capsule of the 1st MTP joint.

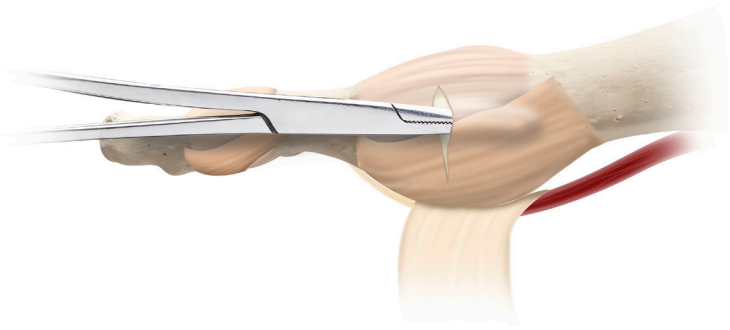

2. Creation of Capsular Pocket

Insert a hemostat into the lateral capsular incision to create a soft-tissue pocket.

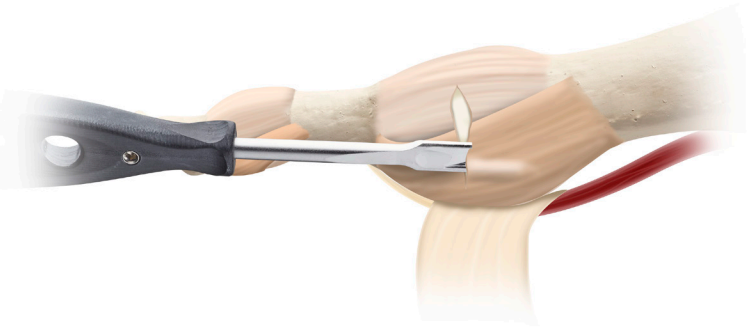

3. Insertion of SpeedRelease™ Instrument

Insert the blunt tip of the SpeedRelease™ instrument into the pocket in the lateral capsule.

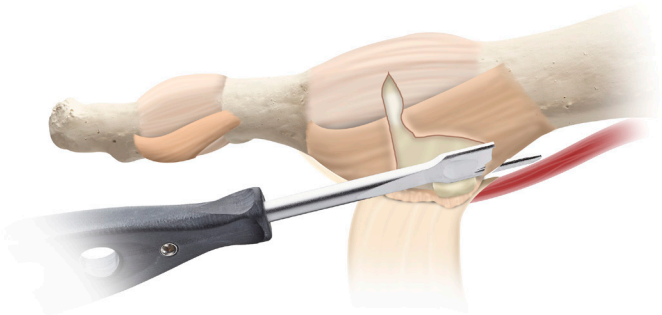

4. Sesamoidal Ligament Release

Advance plantarly and posteriorly, between the sesamoids and metatarsal head, to release the sesamoidal suspensory ligament.

Refer to Treace Medical Concepts LBL 09-00001L for full Instructions for Use.

LapiTome™

Hooked Bone Removal Osteotome



Single-use instrument designed for quick and complete removal of osteotomy bone slices.

- **Hooked feature**
  designed to engage plantar aspect of bone slice for efficient removal
- **Sharp tip**
  to aid in releasing plantar bone slice attachments
- **Consistent performance**
  single-use for a fresh instrument every case



RazorTome™

7mm Precision Osteotome

Single-use instrument designed to release plantar soft tissue attachments following TMT bone cuts.

- **Narrow design**
  for precision usage
- **Thin 1.2mm cutting end**
  to access tight anatomy
- **Precision-sharp**
  single-use for a precision cutting edge every case

TriTome™

Triple-Edge Release Instrument



Single-use instrument designed to release between the metatarsal bases for the Adductoplasty® Procedure and other applications.

- **Three cutting edges**
  for quick and controlled soft-tissue release
- **Thin 1.5mm cutting end**
  to access challenging anatomy
- **Precision-sharp**
  single-use for a precision cutting edge every case

Ordering Information

SN21 TriTome™ Triple-Edge Release Instrument | **SN24** RazorTome™ 7mm Precision Osteotome

SN25 LapiTome™ Hooked Bone Removal Osteotome

Refer to Treace Medical Concepts LBL 09-00001L for full Instructions for Use.



FeatherRasp™

Rapid Bone Contouring Instrument

Single-use instrument designed to enable controlled contouring of bone surfaces to prepare for implant placement or remove osteophytes at any joint.

- **Precise contouring**
  design facilitates controlled and efficient shaping of bone surfaces
- **Versatile design**
  allows use across a variety of joints
- **Evacuation holes**
  to prevent rasp clogging

Akinator™

Single-cut Akin Wedge Osteotomy Tool

Single-use instrument designed to create an Akin wedge osteotomy in one precise cut.

- **One pass**
  reduces steps needed to complete the osteotomy
- **Reproducible cut**
  removes the guesswork by cutting the same angle every time
- **Comprehensive Akin Portfolio**
  for quick and efficient Akin osteotomies



Ordering Information

SN31 FeatherRasp™ Bone Contouring Tool - SM
SN32 FeatherRasp™ Bone Contouring Tool - ZMS
SN27 Akinator™ Wedge Osteotomy Preparation Tool 1.8mm - SM
SN28 Akinator™ Wedge Osteotomy Preparation Tool 1.8mm - ZMS

FastGrafter®

Autograft Harvesting System

Sterile-packed, single-use device designed for quick and efficient harvest of cancellous autogenous bone from the calcaneus, distal tibia, and other harvest sites through a minimal incision approach.

- **Single-piece**
  harvester designed to reduce instrumentation and system complexity
- **Morselizing cutting tip**
  penetrates cortex and morselizes bone during harvest
- **Sterile-packed system**
  designed for quick and efficient harvest of autograft bone

FastGrafter® Harvester



Ordering Information

SK27 FastGrafter® Autograft Harvesting System (7mm)

Calcaneal Autograft Harvest

Key surgical steps*

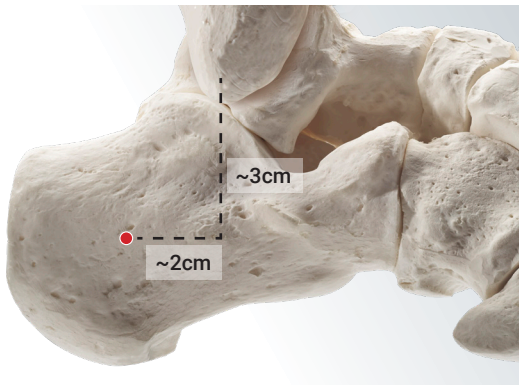

1. Incision and Dissection

Make a small incision over the lateral aspect of the calcaneus, posterior and inferior to the peroneal tendon and sural nerve, approximately 3cm below and 2cm posterior to the distal fibula. Use blunt dissection to expose the bone.



2. Bone Graft Harvest

Insert the **FastGrafter® Harvester** into AO attachment on a powered driver. Place the cutting tip of the **Harvester** onto the exposed bone surface. Beginning at low speed in the forward direction, advance the **Harvester** to the desired depth.



3. Additional Bone Graft Harvest

Reinsert the **Harvester** tip into the original harvest site and make a pass approximately 20-30 degrees from the original harvest path.



4. Removal of Morselized Bone Graft

Disassemble the **Harvester** from the powered driver. Over a sterile container, insert the **Pusher** through the distal tip of the **Harvester** to expel the morselized graft through the proximal opening of the **Harvester**.

Before use of the instruments, the surgeon should refer to the appropriate instructions for use for complete warnings, precautions, indications, contraindications, and adverse events. Risks include, but are not limited to: infection, pain, discomfort, nerve or soft tissue damage, and necrosis of tissue or inadequate healing. If any of these occur, additional treatments may be needed. Additional information about risks, warnings, and instructions is available at Lapiplasty.com/surgeons/labeling.

To learn more, visit Treace.com

TREACE® A Step Ahead.™

*Treace Medical Concepts, Inc. Surgical Technique LBL 1405-9140, FastGrafter IFU LBL 1507-9005

Pat. treace.com/patents ©2025 Treace Medical Concepts, Inc. All rights reserved. M4831A