Lapiplasty®

FastPitch® Screws

Plate Compression with Locking Screw Fixation

The sterile-packed titanium FastPitch® 2.7mm High Pitch Locking Screws are designed with an increased thread pitch ratio between the locking head threads and bone threads, resulting in faster insertion and plate compression[1] as the screws lock into the plate.

The innovative design of the FastPitch® Screws delivers

- **Plate Compression** High pitch compression ratio compresses plate to the bone as screws lock in[1]
- **Faster Insertion** Increased thread pitch results in 33% faster screw insertion[2]
- **Lapiplasty® Compatibility** Locking screws compatible with all Lapiplasty® plating systems*

Lapiplasty® S2
2.7mm Locking Screws



FastPitch®
2.7mm High Pitch Locking Screws



50%
increased pitch compression ratio

2.7mm High Pitch Locking Screws

TREACE Medical Concepts, Inc.

ARC-Lock™ Contour Locking Screw Technology

Compression Like a Staple; Stability of a Locking Plate

ARC-Lock™ Contour Locking Screw Technology utilizes the natural curvature of Lapiplasty® Biplanar Plates and the pitch compression ratio of locking screws to deliver joint compression[1] while maintaining the stability of locking plate fixation.

Key benefits of ARC-Lock™ Contour Locking Screw Technology

- **Plate Compression** High pitch compression ratio compresses plate to the bone as screws lock in[1]
- **Far Cortex Compression** Compression and elastic rebound of the curved plate transfers compressive forces to the far cortex of the joint[3]
- **Angular Correction** The elastic rebound of the compressed, curved plate results in angular correction of the bone segments (when applied at the 1st TMT joint in the Lapiplasty® Procedure)[3]

1. Pre-Contoured Curved Plate

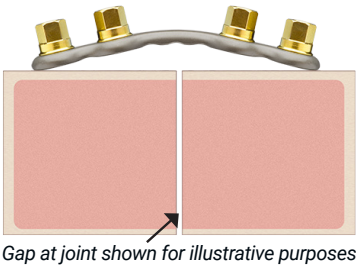

Gap at joint shown for illustrative purposes

Pre-contoured curvature of the Lapiplasty® Biplanar™ Locking Platewith the center arc of the plate off the bone.

2. Plate Compresses to Bone

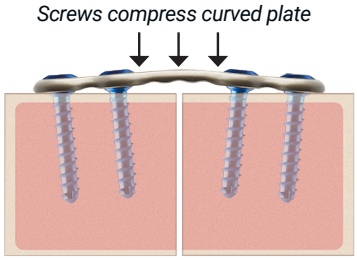

Locking screws automatically compress the curved plate to the bone as the screws lock in.[1]

3. Elastic Rebound Compresses Joint

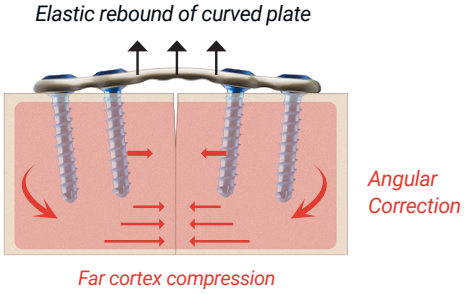

Elastic rebound of the compressed, curved plate results in angular correction and compression of the far cortex.[3]

Ordering Information

SD21 FastPitch® 2.7mm High Pitch Locking Screws (16mm)

SD22 FastPitch® 2.7mm High Pitch Locking Screws (12/14mm)

Before use of the system, the surgeon should refer to the appropriate instructions for use for complete warnings, precautions, indications, contraindications, and adverse events. Risks include, but are not limited to: infection, pain, discomfort, nerve or soft tissue damage, and necrosis of tissue or inadequate healing. If any of these occur, additional treatments may be needed. Additional information about risks, warnings, and instructions is available at Lapiplasty.com/surgeons/labeling.

TREACE Medical Concepts, Inc.

To learn more, visit Lapiplasty.com

1. TMC Data on File (ER 1405-0289) | 2. TMC Data on File (ER 1405-0313) | 3. TMC Data on File (ER 1405-0290)
*Excludes Lapiplasty® System Gen 1 and Plantar Python 1 plates.
Pat. treace.com/patents ©2024 Treace Medical Concepts, Inc. All rights reserved. M4768A